




Gigantic Sweet Potato

Apron Puppets



Print out Puppets on printable fabric. Cut on the line. Cut out a duplicate set on separate fabric to create a back for the puppet. Using fabric glue, glue edges together or sew on the reverse side, like a pillow. Leave an opening and stuff with tissue paper or fiberfill. Glue or sew closed. Place Velcro dots on backs of the puppet and the apron.

Gigantic Sweet Potato

Apron Puppets

